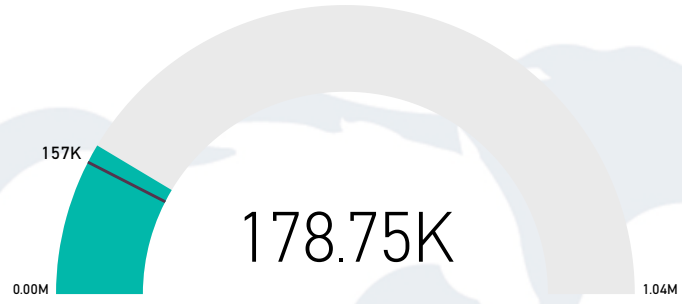
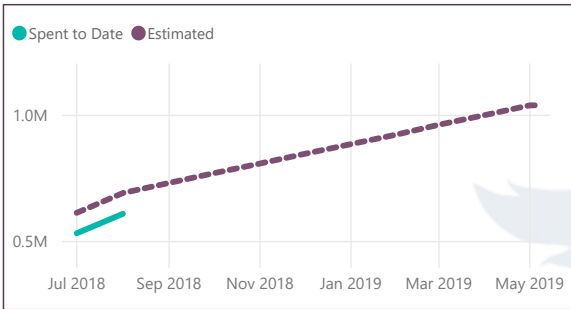


Percheron Pipeline Project

10.003563.0000

6/17/2018 8/28/2019

Spend Vs Estimated Spend (at month end)



178.75K

BudgetUsed	Daily Burn	Days Remaining
17.19%	1,267.72	339

Start Date	Estimated Completion
4/9/2018	5/31/2019
Elapsed Days	Remaining Days
141	276
Remaining Budget	Total Budget
429.85K	1.04M
Daily Burn	
4.33K	

Estimated			
Budget Eclipse	Days Over / Under	Days to Budget	Daily Burn
08/09/2019	70	346.41	1,240.87

Days to Average Invoices	Estimated Cycles Remaining
215	6.56
Invoice Average	
65.55K	

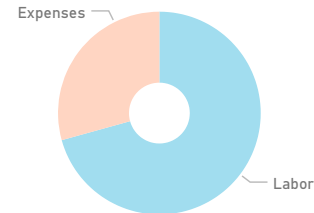
Invoices Sent

Invoice	Invoiced Amount	Transaction Date	Days Outstanding
0286562	49,595.24	08/10/2018	18
0286108	60,288.47	07/27/2018	32
2856701	46,781.78	07/13/2018	46
0285294	55,806.39	06/29/2018	60
Total	212,471.88		

Payments Received

Invoice	Paid Date	Amount
0284730	8/27/2018	56,892.42
0284299	7/26/2018	89,940.14
0283760	7/16/2018	90,507.23
2834031	7/12/2018	84,116.02
0283003	6/28/2018	56,010.15
Total		377,465.96

Unbilled, Labor and Expenses



Labor
463.76K
Expenses
126.18K
Unbilled
20.15K